



# Romford Summer Project 2020

Name:.....

Form:.....

Welcome to the Frances Bardsley Academy. In September, you will spend the first 2 weeks in all lessons working on the Romford Community Project.

This project will aim to teach you all about your school, our community and encouraging team work and confidence.

To help prepare you for this project, over the summer please complete the following activities.

This booklet, and any work collected, or made over the summer will need to be brought in for your first day and will be needed in various lessons for your first 2 weeks at Frances Bardsley.

If you are able to print this project then please do so. If you are unable to print it, then please complete the tasks on paper.

For September you will need to bring in a folder to keep all the work from this project. Please put this summer project and any work completed in your folder.

**Below is a checklist for you to tick as you complete the tasks:**

- All about you – ‘Your Name’
- Creative drawings from your perspective (3)
- Fusion food task
- Collecting materials
- Newspaper Article
- ‘Where Have I been?’ competition

## All about you

Here at Frances Bardsley, we believe in K-RACERS. This is what we aim for all our students to achieve.

**K** Knowledge

**R** Resilient

**A** Articulate


**C** Creative

**E** Empathetic

**R** Reflective

**S** Studios

**TASK:** In the box use your own name to write down words that best describe you.









**Tradition      Innovation      Community      Achievement**

**Food Technology – please give this page to your teacher in September.**

These are ideas and qualities that our school uses. An important focus in this project will be on **community**. We will be looking at how different communities form our local area and school, and how we can also improve our community.

The tasks below will help you prepare for lessons in September.

In **Food Technology**, you will be looking at **‘fusion’ foods**. You will designing a product that blends different cultures into one.

<b>Countries</b>	<b>Food/ ingredients</b>
France 	
Spain 	
Italy 	
India 	
Mexico 	
Jamaica 	

**TASK:** Research famous dishes from the following countries. This can include: meals, flavours, spices, herbs and ingredients.

**English – please give this page to your teacher in September.**

A key part to our community is the sharing of information. In school, your form will receive weekly bulletins and in Romford, there are local newspapers that report on the area, such as the *Romford Recorder*.

Over the summer, you will need to **collect 5 articles or 1 newspaper**, all based on our local area. For example, these can be from the ‘Romford Recorder’.

**Being Articulate**

**TASK:** We want you to tell us about one thing that has happened in the local area over the summer. From one of the articles you

.....

.....

.....

.....

.....

.....

.....

.....

.....

.....

.....

.....

.....

.....

.....

.....

.....

.....

.....

.....

.....

.....

.....

have collected, can you write a summary of what this article says in the space below:

## Creative

You will take part in a whole year art piece to be displayed in school. On the next 3 pages we would like you to create drawings from your perspective, to be used for this design in September.



**Art – please give this work to your Art teacher in September.**

**TASK:** You will draw 3 pictures from your perspective and create your art own piece based on art based on 'Houses by the Sea' by the painter Paul Klee.



- Here is a drawing of a personal space.
- Find an interesting space at home, it may be your bedroom, your living room, or your kitchen.
- Using a pencil to draw, can you are to capture an area of that room.



- Choose a window in your home that has an interesting view. (The street outside would be lovely!)
- Using a pencil draw what you see from that window. Fill the box with your detailed drawing.









A large, empty rectangular box with a thin blue border, intended for writing a list of 10 key words describing the painting.

This is a painting called 'Houses by the Sea' by the painter Paul Klee. In the box above, write a list of 10 key words which describe the painting in the box above.

**TASK 1:** On a plain piece of A4 paper, make a detailed full page copy of this painting. Using coloured pencils or paints if you have them, to add your colour. Try your hardest to capture the shades and tones of the colours (Copy it as best as you can).

**TASK 2:** Create your own 'Paul Klee style work of art' on a new piece of A4 paper. Using your own drawing of your window view (the street outside your window) and the Paul Klee painting you have just studied.

**Science – please give this to your Science teacher in September.**



Here at Frances Bardsley, we are always looking for ways that we can improve our community. In September, Year 7 will participate in a **Recycling Project** for the school.

Our aim will be to improve how we recycle at our school; to have a positive impact on our community and planet.

**TASK 1:** How do you recycle at home?

Make notes below on recycling in your home and area. For example, what do you recycle? (Glass/paper/plastic). Do you have bins or bags? What colour are they?

.....

.....

.....

.....

.....

**TASK 2:** In the space below, can you design a product that could be made from any of the materials mentioned above? This could be a decorative or organisation product, e.g. making a phone holder out of shampoo bottles.